



## **CHAPTER BOARD SLATE DISTRIBUTION INSTRUCTIONS**

To streamline the annual Chapter board slate submission process for accuracy and convenience, Chapters should utilize the following 2-step process for board slate submission.

The process includes 2 documents (templates) to be completed by all MPI Chapters for annual board slate distribution.

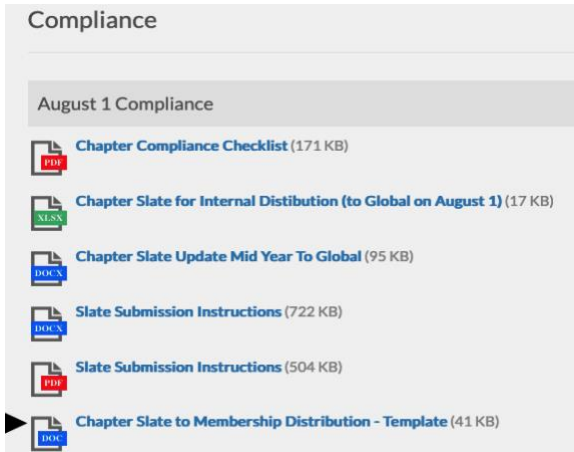
- **Document 1 – Chapter Slate to Membership Distribution** – this Word document is for membership distribution and identifies the slate of officers and board members approved by the Chapter’s Board of Directors. They are identified in this communication so Chapter members can view the full board slate proposed for the upcoming term. This document protects personal identity as it does not include personal contact information. **This form should be shared with Chapter members by June 30<sup>th</sup> annually to allow 30 days for membership review/contest per the Chapter Policy Manual.**
- **Document 2 – Chapter Slate for Next Board To Global** – this Excel document is used to upload your board slate to the MPI Global member management platform. **This template should be completed and submitted to MPI Global by August 1<sup>st</sup> annually.**

**Instructions for completion of both these forms are outlined in the following pages.**

# STEP 1

## Complete document 1: Chapter Board Slate for Membership Distribution

1. Locate and open the Compliance tile on the CLRP. **CLRP > Compliance > August 1 Compliance > Chapter Slate for Membership Distribution Template**



2. Click **“Chapter Slate for Membership Distribution Template”**
3. Complete the template with your new slate of Officers and Directors.
4. **“SAVE AS”** name your document: **“<INSERT CHAPTER NAME> <INSERT FISCAL YEAR> Chapter Slate for Membership Distribution Template”**
  - This slate should be shared with all your chapter members by June 30.
  - Chapter members have 30 days to contest the slate.
  - Officers are: President / President Elect / Immediate Past President / VP Finance / VP Education / VP Membership / VP Marketing & Communications.
  - Directors are all Director positions.

**<INSERT CHAPTER NAME AND LOGO>**

**<INSERT TERM>**

<INSERT DATE>

The < INSERT CHAPTER> Chapter Nominating Committee has selected the following individuals, whom we believe to have the skills, dedication and integrity to provide outstanding leadership to our chapter during their term of office. Please be aware that as a member in good standing you have the right to review and challenge the slate of directors as indicated in the chapter bylaws. If positions remain uncontested, the slate of officers will be considered approved by a unanimous vote after 30 days. Please congratulate and thank these members for their service.

**Officers**

The following slate of officers is elected by the Chapter Board of Directors. They are identified in this communication so members can view the full board proposed for the upcoming term.

<b>Position</b>	<b>Name and Company</b>	<b>Term (Insert Dates)</b>

**Directors (Board members)**

The following slate of Board members is elected by the membership of the Chapter. This slate will be deemed elected by unanimous vote unless the slate is challenged as outlined in the chapter bylaws.

<b>Position</b>	<b>Name and Company</b>	<b>Term (Insert Dates)</b>

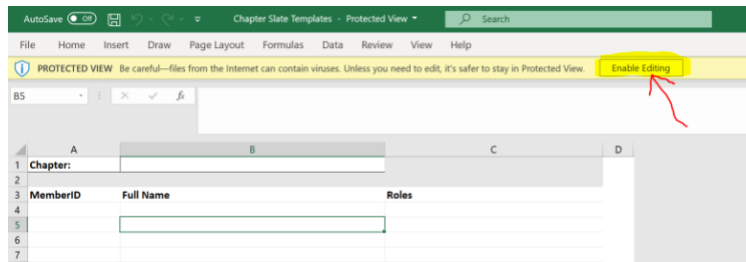
Please direct any questions to: <INSERT CHAPTER ADMINISTRATOR NAME AND CONTACT INFORMATION>  
A copy of the Chapter bylaws can be viewed at: <INSERT BYLAWS LINK>

# STEP 2

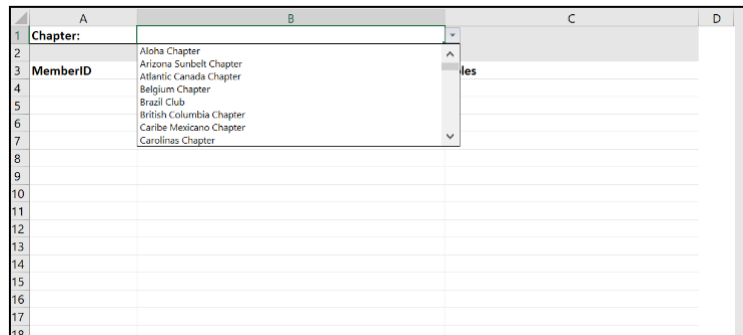
## Complete Document 2 - Chapter Slate for Internal Distribution

1. Locate the template labeled “**Chapter Slate for Internal Distribution**”. This is an excel document. (*Best practice – close all other excel documents before opening*).
2. Complete the template with your new slate of Board members, selected for incoming Board of Directors as follows:

- Click “**ENABLE EDITING**”

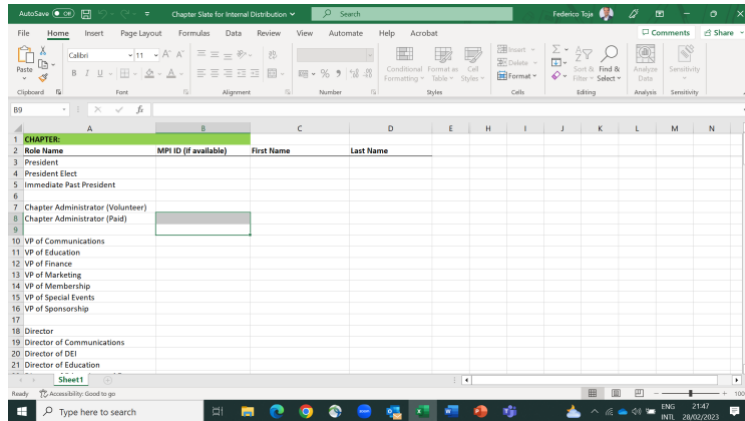


Click into cell 1B and enter your chapter name:



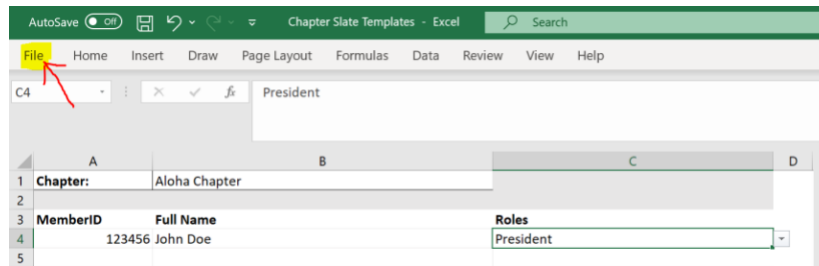
ENTER THE FOLLOWING INFORMATION:

- Column A – Role  
Select the role from the list of titles that applies most effectively to the role of your board member.
- New roles will not be created.
- Column B – Member ID
- Column C and D – First Name and Last Name

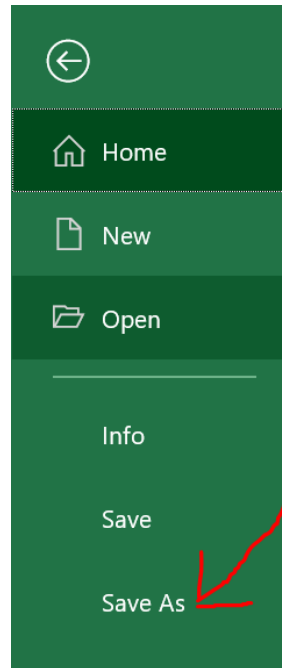


3. This is a LIVE document. When you have completed entering your slate you must save the document.

4. TO SAVE: click “File” on the top left corner:



- From drop-down menu Click “**Save As**” name your document:  
“<INSERT CHAPTER NAME> <INSERT FISCAL YEAR> Chapter Board Slate for Internal Distribution”



- Send email to your Regional Operations Manager with your document attached. “<INSERT CHAPTER NAME> <INSERT FISCAL YEAR> Chapter Board Slate for Internal Distribution”
- Also attach to your email the previously saved word document 1: “**Form 1 – Chapter Board Slate for Membership Distribution**”.

**SPECIAL NOTE - IF YOU HAVE ANY CHANGES AFTER FINAL SUBMISSION OR ADDITIONS OR CHANGES LATER IN THE YEAR – PLEASE NOTIFY YOUR ROM VIA EMAIL.**